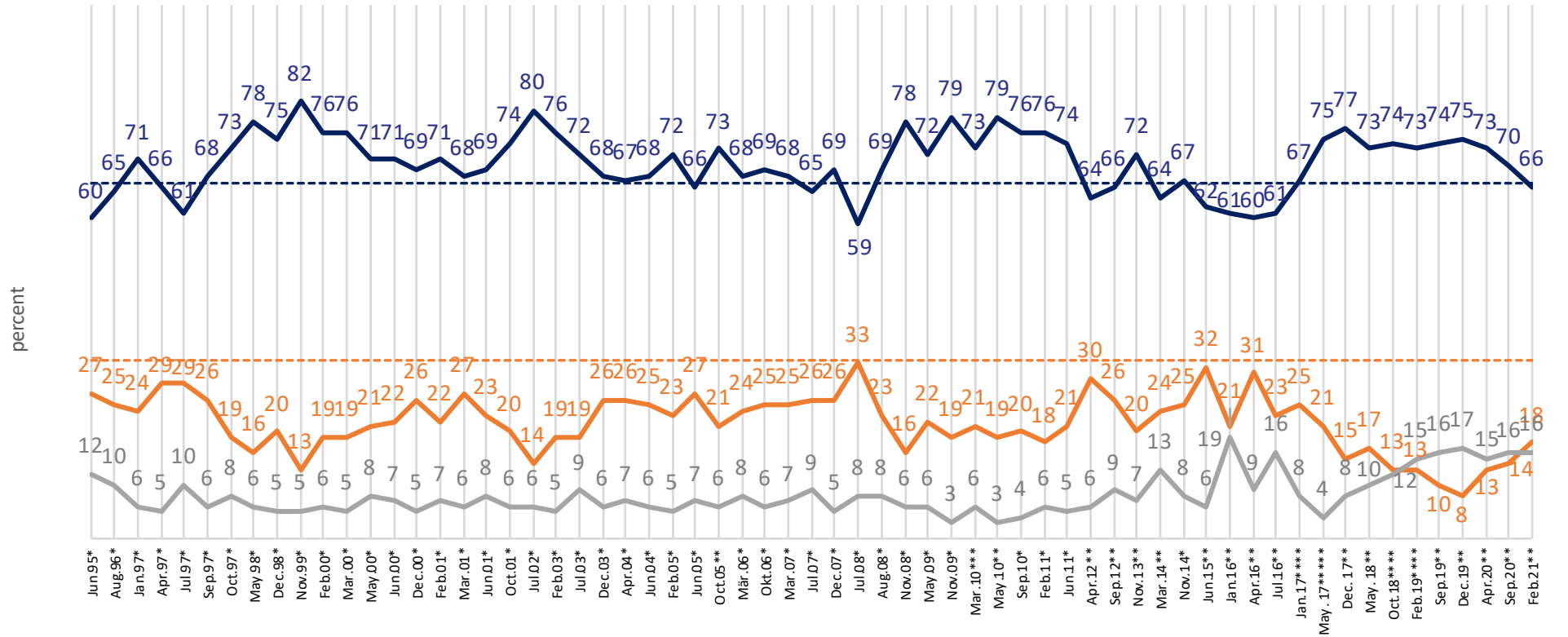


# Should Austria remain a member of the European Union or leave it?



Austrian-wide telephone surveys 1995 - 2020: SWS (58)/ IFES (2)/ market (1)  
 Survey February 2021: market, online, 8.-10.2.2021, n=500

- \* n~1000 (max. fluctuation +/- 3,1 percent)
- \*\*n~500 (max. fluctuation +/- 4,4 percent)
- \*\*\*n~750 (max. fluctuation +/- 3,6 percent)
- \*\*\*\*n~600 (max. fluctuation +/- 4,0 percent)
- \*\*\*\*\*n~550 (max. fluctuation +/- 4,2 percent)

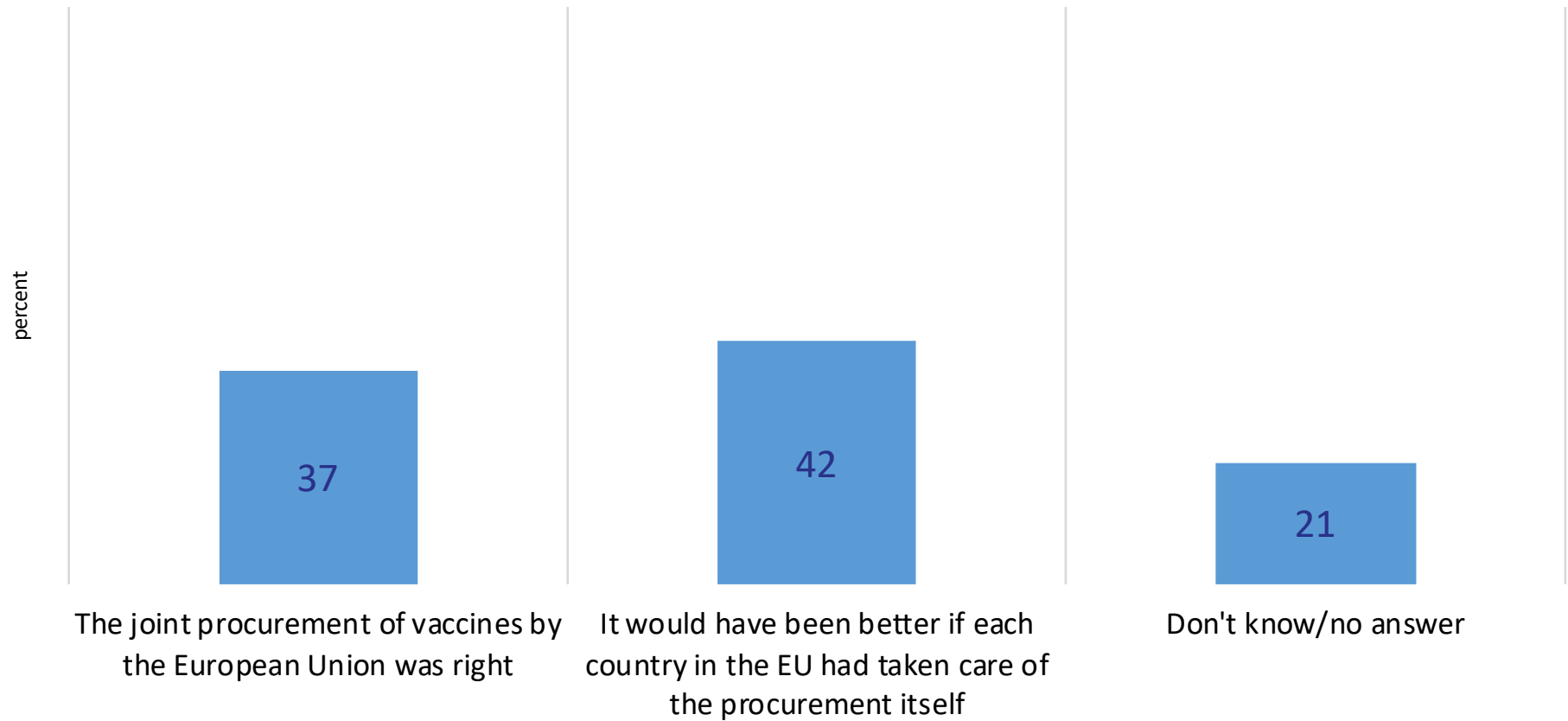
Average "remain": 70.4 per cent  
 Average "leave": 21.7 per cent  
 Average "don't know / n.s.": 8.1 percent.  
 Difference to 100 percent due to rounded values.



oegfe.at

- remain
- leave
- don't know / not specified
- - - - Yes-Vote at the Austrian EU-accession referendum 1994 (66,6 percent)
- - - - No-Vote at the Austrian EU-accession referendum 1994 (33,4 percent)

## Which of the following statements do you tend to agree with?

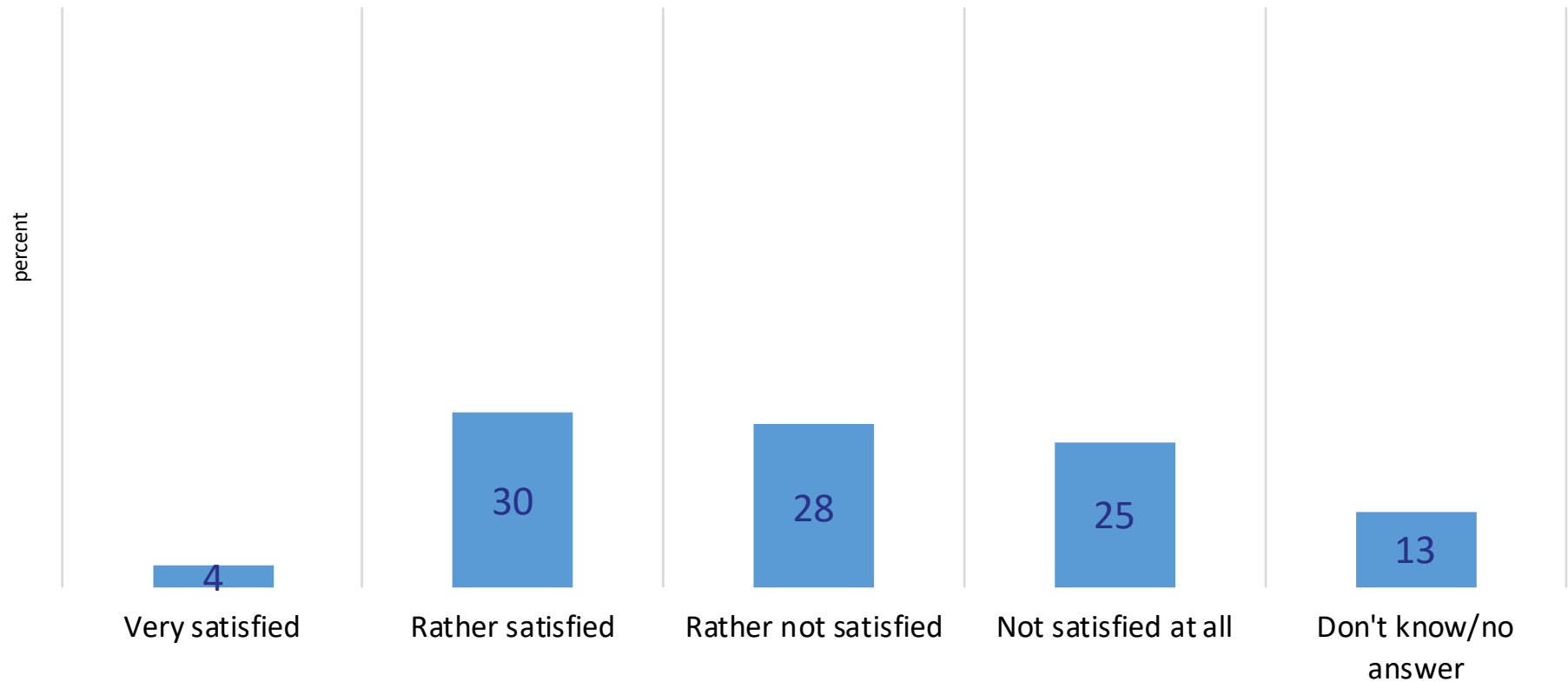


Survey market, online, 8.-10. February 2021, n=500.  
Representative of the Austrian population aged 16-80 years.  
Max. statistical fluctuation range appr. +/- 4.48 percent.



oegfe.at

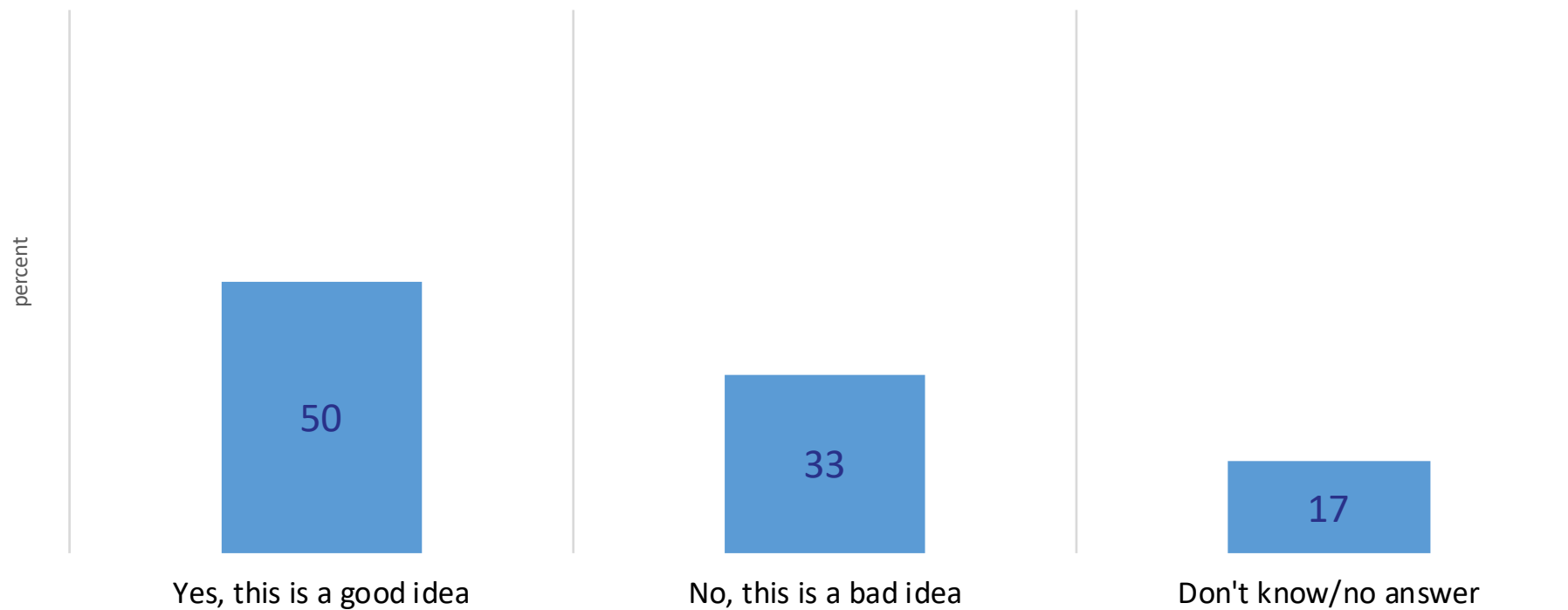
## How satisfied are you with the measures taken by the European Union when it comes to cushioning the economic consequences of the Corona pandemic?



Survey market, online, 8.-10. February 2021, n=500.  
Representative of the Austrian population aged 16-80 years.  
Max. statistical fluctuation range appr. +/- 4.48 percent.



## Should there be a joint EU vaccination certificate showing whether the person concerned has already been vaccinated against the Corona virus?



Survey market, online, 8.-10. February 2021, n=500.  
Representative of the Austrian population aged 16-80 years.  
Max. statistical fluctuation range appr. +/- 4.48 percent.



oegfe.at