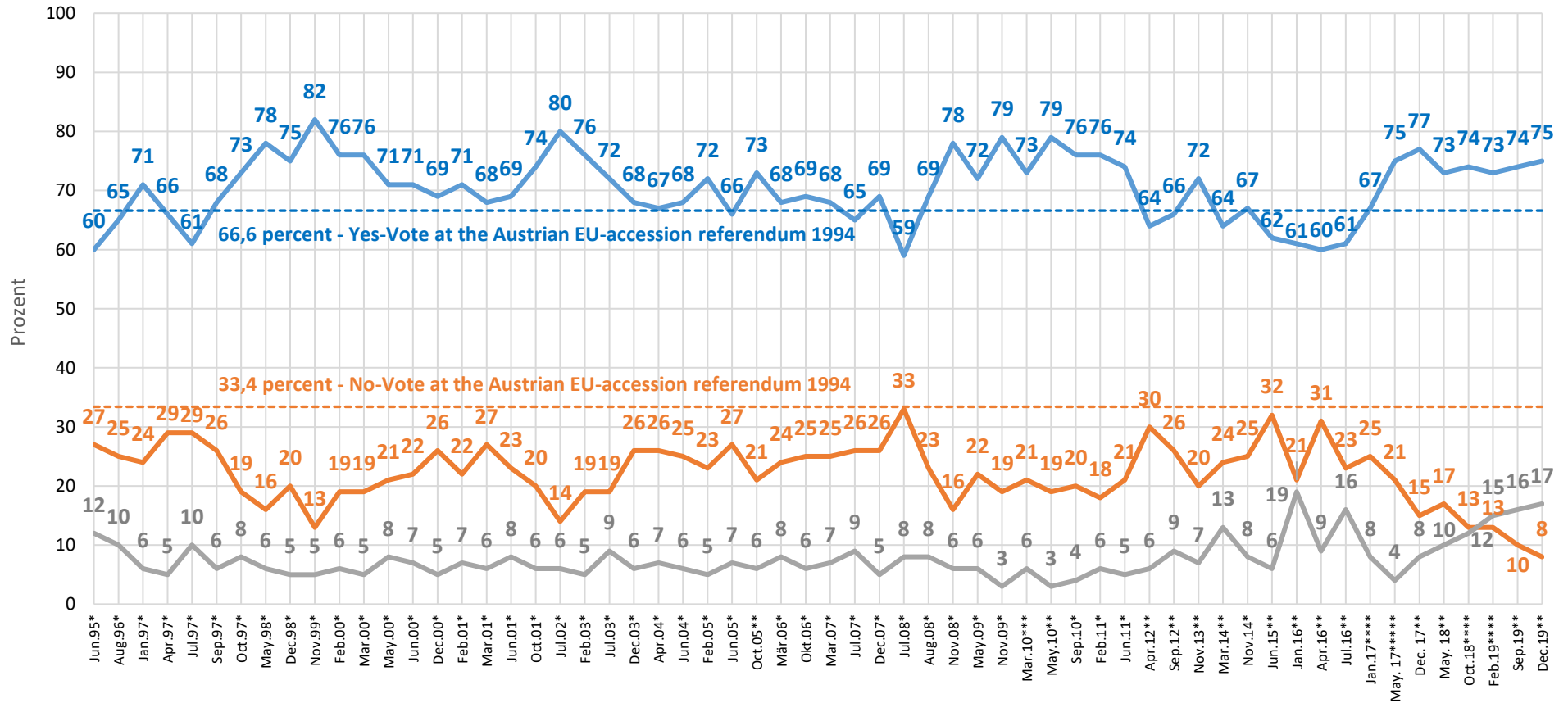


Should Austria remain a member of the European Union or leave it?



- remain
- leave
- don't know/not specified
- - - Yes-Vote at the Austrian EU-accession referendum 1994 (66,6 percent)
- - - No-Vote at the Austrian EU-accession referendum 1994 (33,4 percent)

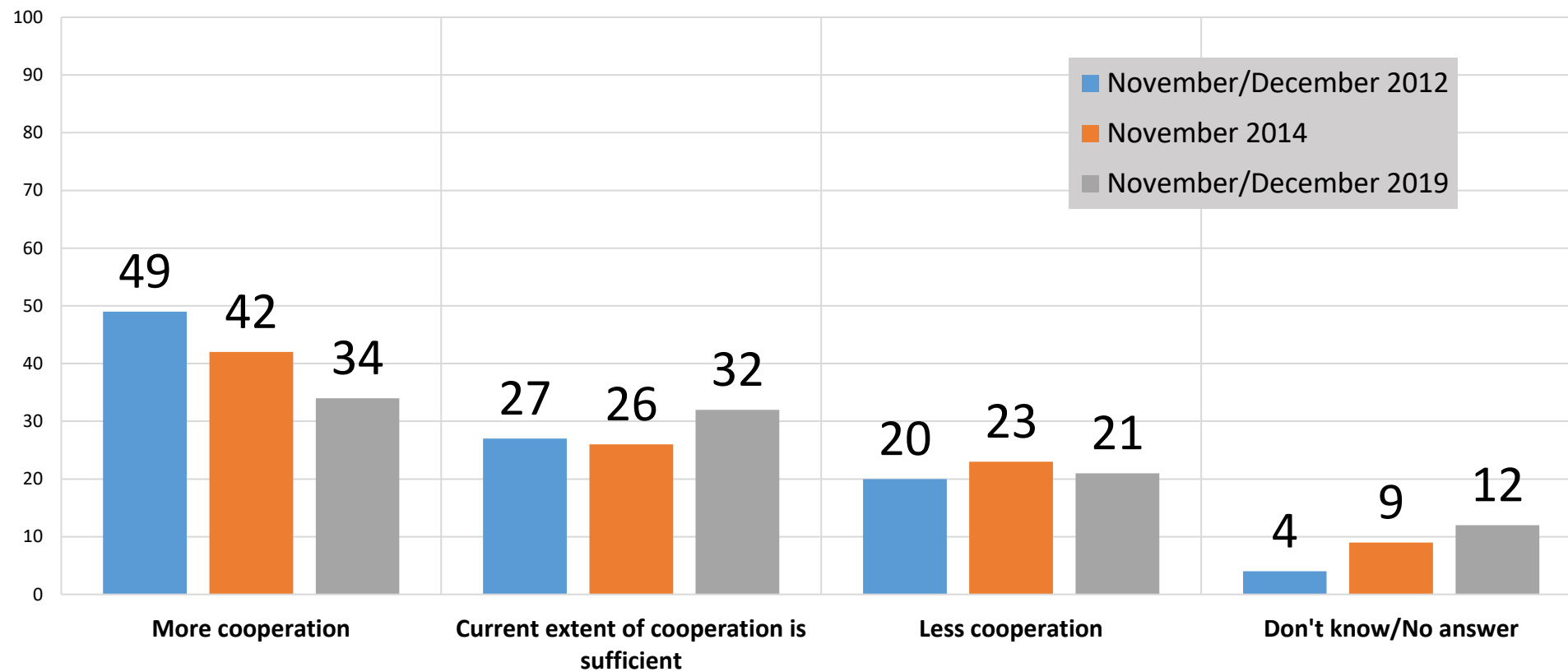


Austrian Society
for European Politics
www.oefge.at

Austrian-wide telephone surveys 1995 - 2019: SWS (58) / IFES (2)
 * N~1000 (max. fluctuation +/- 3,1 percent)
 ** N~500 (max. fluctuation +/- 4,4 percent)
 *** N~750 (max. fluctuation +/- 3,6 percent)
 **** N~600 (max. fluctuation +/- 4,0 percent)
 ***** N~550 (max. fluctuation +/- 4,2 percent)

Average "remain": 70,4 percent
 Average "leave": 22,0 percent
 Average "don't know / n.s.": 7,7 percent.
 Difference to 100 percent due to rounded values.

At the moment, there is much debate as to whether there should be more cooperation within the European Union or less cooperation. Which opinion are you most likely to agree with?



Tel SWS 207, November/December 2012, N=528.

Tel SWS 222, November 2014, N=1040.

Tel SWS 288, 25 November - 6 December 2019, N=519.

Figures in per cent. Difference to 100 percent due to rounded values.

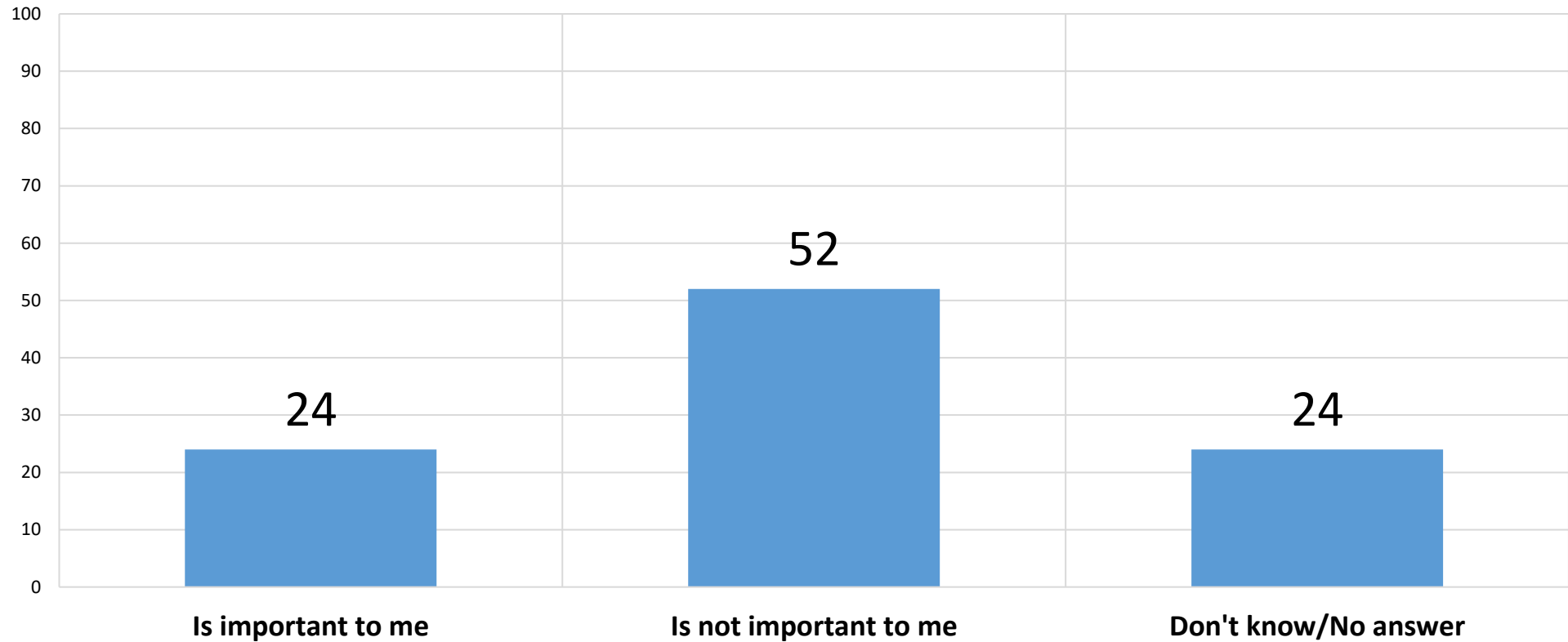
Maximum margin of fluctuation: N=528 +/- 4,3% | N=519 +/- 4,3% | N=1040 +/- 3,0%



Austrian Society
for European Politics

www.oegfe.at

How important is it to you that the countries of the Western Balkans will join the European Union after having fulfilled the conditions for EU accession?



Tel SWS 288, 25 November - 6 December 2019, N=519.

Figures in per cent.

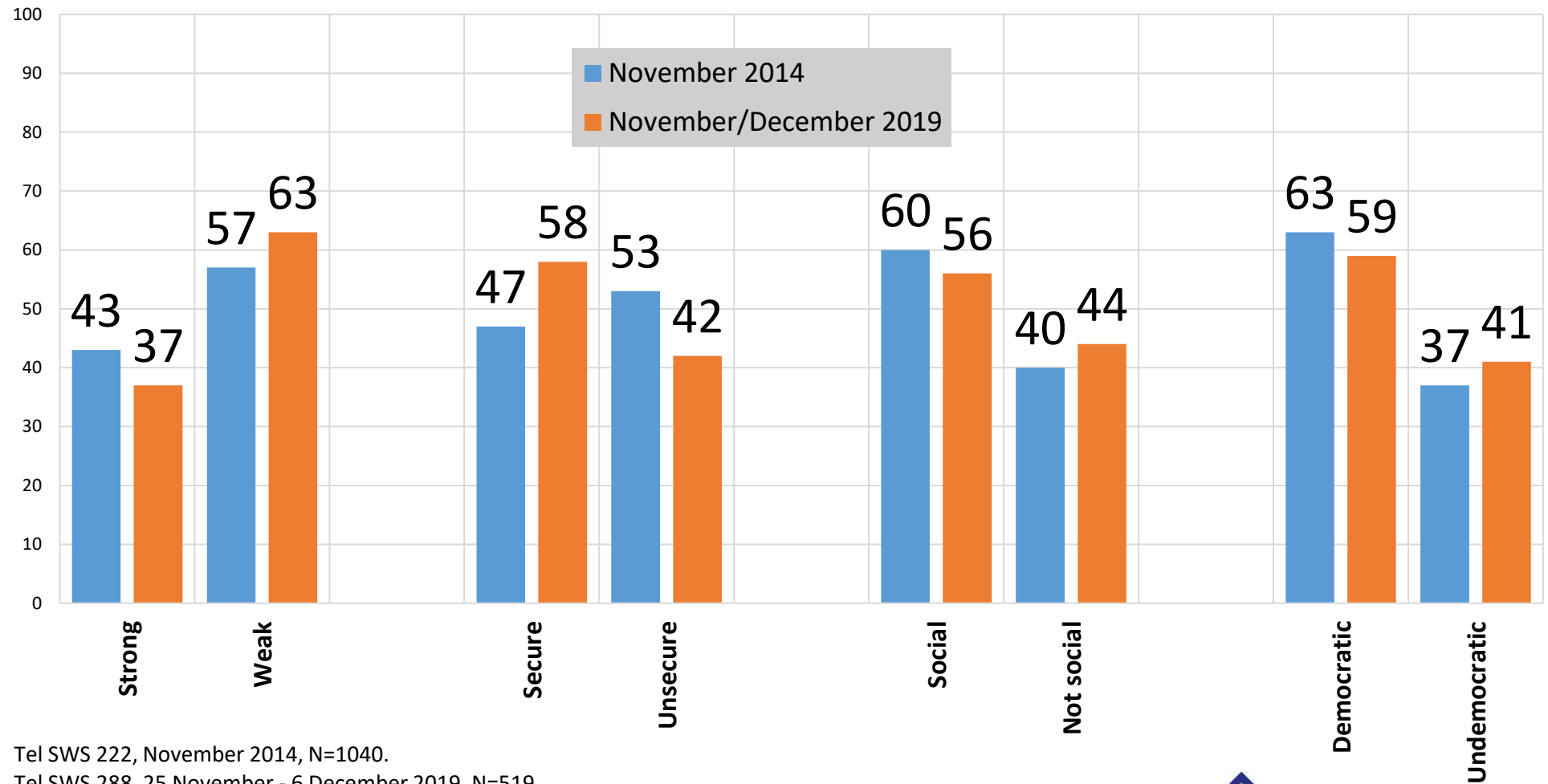
Maximum margin of fluctuation: +/- 4,3%



Austrian Society
for European Politics

www.oegfe.at

Please tell me which of the following words currently describes the European Union best?



Tel SWS 222, November 2014, N=1040.

Tel SWS 288, 25 November - 6 December 2019, N=519.

Figures in per cent.

Maximum margin of fluctuation: N=519 +/- 4,3% | N=1040 +/- 3,0%



Austrian Society
for European Politics

www.oegfe.at