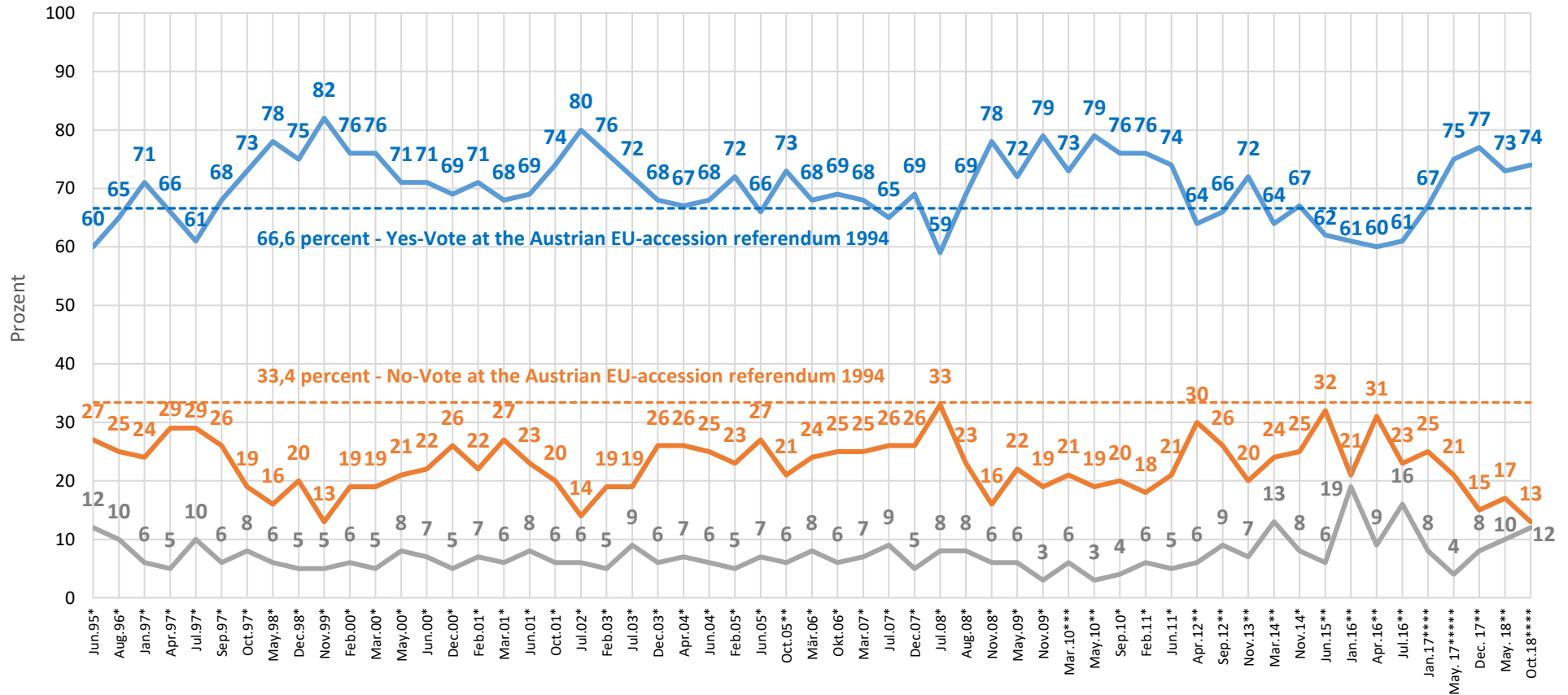


Should Austria remain a member of the European Union or leave it?



- remain
- leave
- don't know/not specified
- - - Yes-Vote at the Austrian EU-accession referendum 1994 (66,6 percent)
- - - No-Vote at the Austrian EU-accession referendum 1994 (33,4 percent)

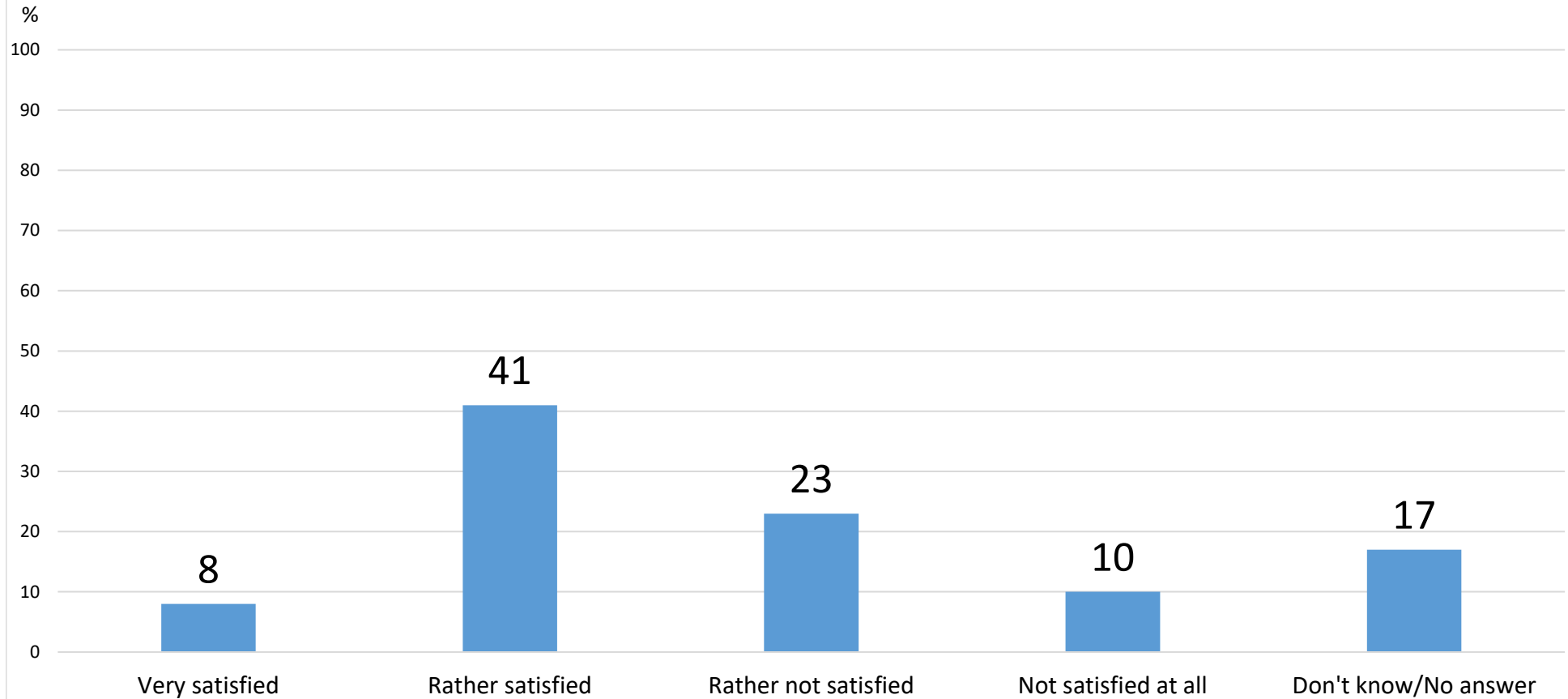


Austrian Society
for European Politics
www.oefge.at

Austrian-wide telephone surveys 1995 - 2018: SWS (55) / IFES (2)
 * N~1000 (max. fluctuation +/- 3,1 percent)
 **N~500 (max. fluctuation +/- 4,4 percent)
 ***N~750 (max. fluctuation +/- 3,6 percent)
 ****N~600 (max. fluctuation +/- 4,0 percent)
 *****N~550 (max. fluctuation +/- 4,2 percent)

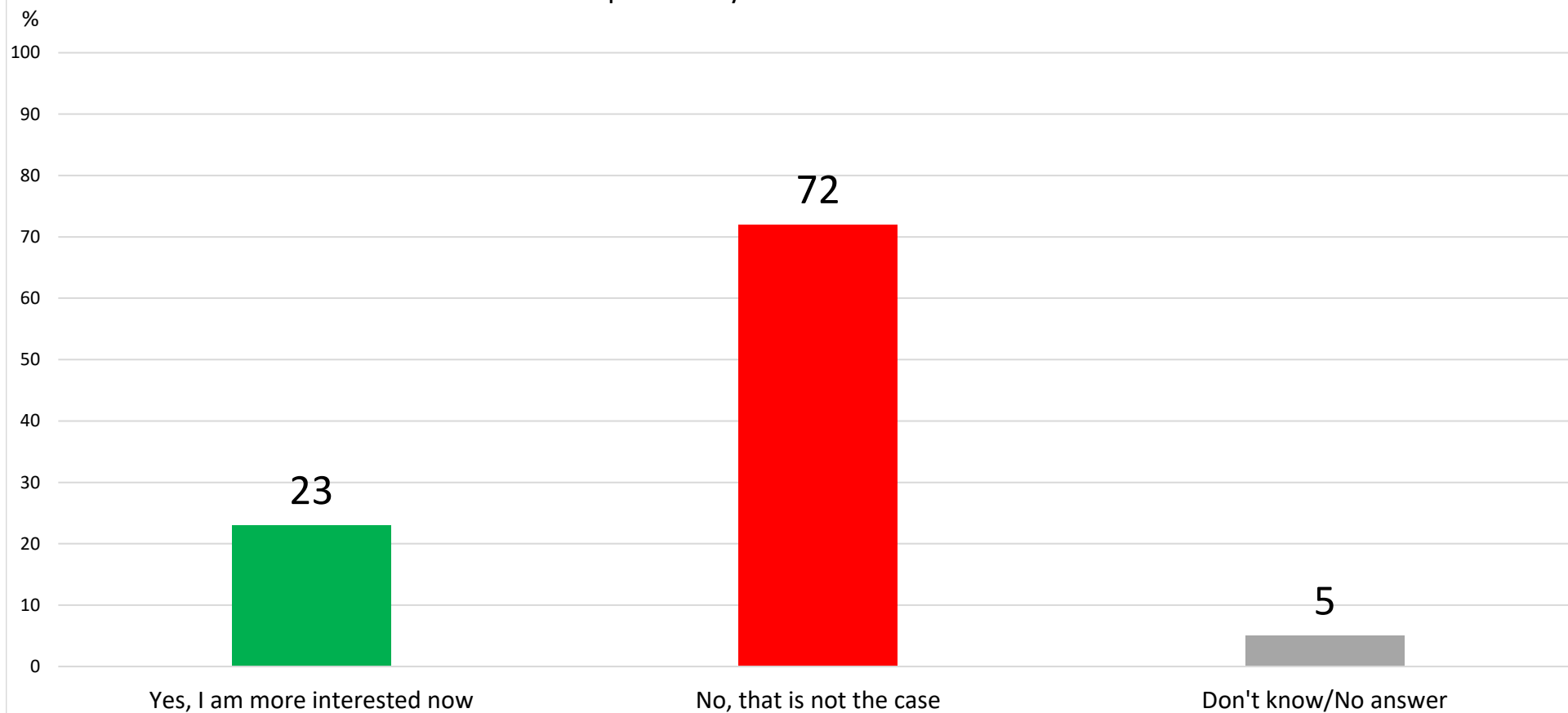
Average "remain": 70,2 per cent
 Average "leave": 22,6 per cent
 Average "don't know / n.s.": 7,2 percent.
 Difference to 100 percent due to rounded values.

From July until the end of this year Austria assumes the Presidency of the Council of the EU. What is your assessment so far? Are you satisfied with the Austrian EU presidency or not?



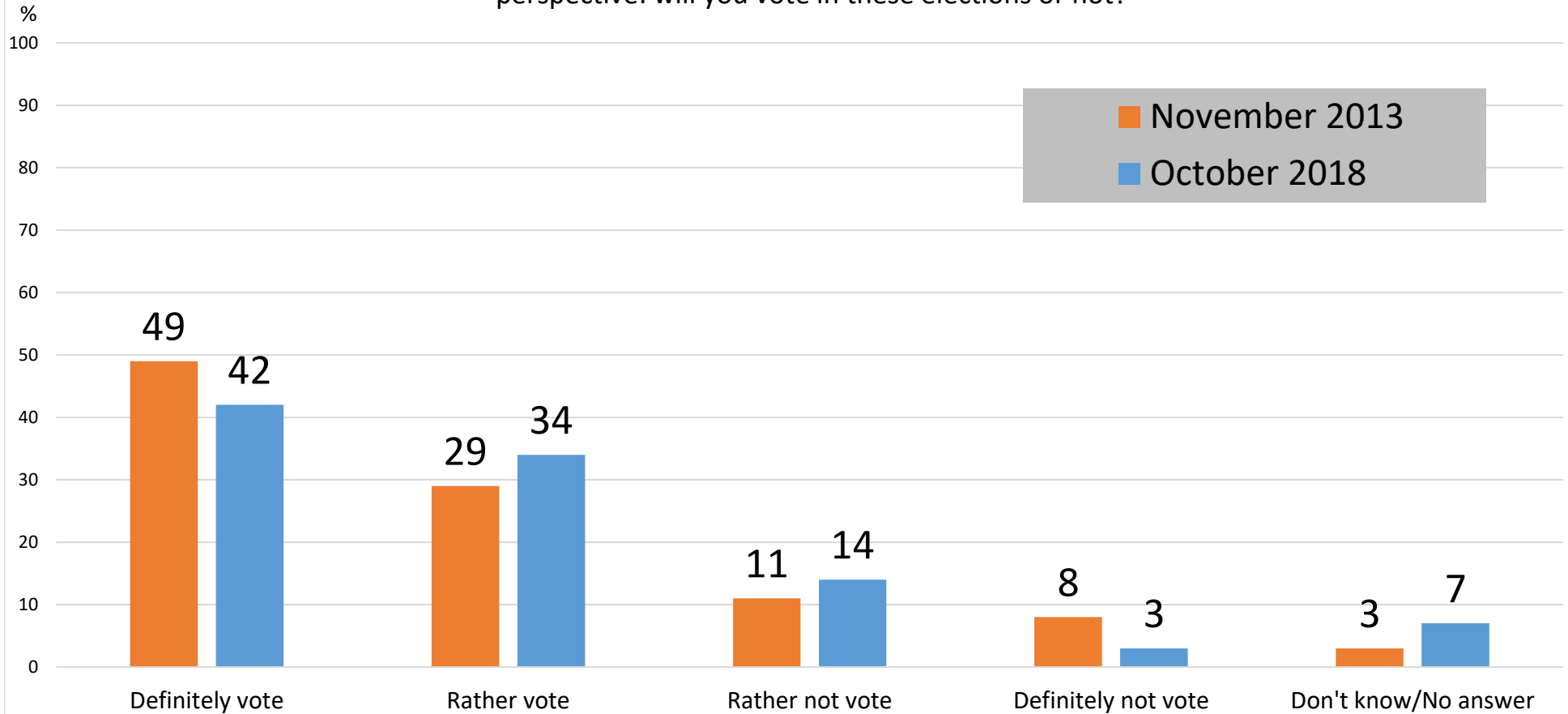
Tel SWS 278, 18 to 23 October 2018, N=580.
Maximum margin of fluctuation: +/- 4,1 percent.
Difference to 100 percent due to rounded values.

Are you more interested in issues related to the European Union since Austria took over the EU presidency or is that not the case?



Tel SWS 278, 18 to 23 October 2018, N=580.
Maximum margin of fluctuation: +/- 4,1 percent.

The next elections to the European Parliament will take place in May 2019 (May 2014). From today's perspective: will you vote in these elections or not?



Tel SWS 215, November 2013, N=521.

Tel SWS 278, 18 to 23 October 2018, N=580.

Maximum margin of fluctuation: +/- 4,1 percent (2018) | +/- 4,3 percent (2013)



Austrian Society
for European Politics

www.oegfe.at